




## DIP SWITCH



Series	Contact Type	Features	Dimensions(mm)	Page
DHN(F)	Gold	Half Pitch (H:1.6mm)	2,4,6,8,10	45
DHA	Gold	Half Pitch (H:2.2mm)	2,4,6,8,10,12	47
E(M)(I)(S)(J)	Gold	End Stackable	1-10 , 12	48
NP(I)(M)	Gold	Piano	2,4,6,8,10	51
EP(I)(M)	Gold	End Stackable Piano	2,4,6,8,10	53
D(M)(J)(L)	Gold	SMT	1-10 , 12	55



Series	Contact Type	Features	Dimensions(mm)	Page
NDI	Gold	Through Hole	1-10 , 12	57
NDS	Gold	Slide	1-10 , 12	58
NDP	Gold	Piano	2-10, 12	59
NDA	Gold	Right Angle	2-10, 12	60
SIP	Gold	Single in Line	2,4,6,8,10	61
TII, TIM	Gold	Tri-State Low Profile	4,5,8,9,10	63
TDS	Gold	Tri-State	8,9,10	65



## FEATURES

- ※Low profile 1.6mm height
- ※Gold contact for high reliability
- ※Top tape type for washing process

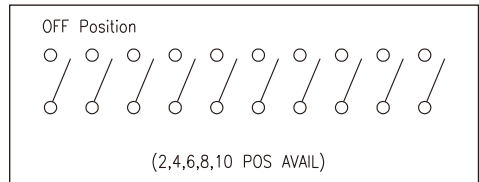
## APPLICATION

- ※Industrial control
- ※Automatic machines control
- ※NB, electronic devices

## SPECIFICATION

Contact Rating	25mA, 24V DC
Contact Resistance	100mΩ max.
Insulation Resistance	100MΩ min. 500V DC
Dielectric Strength	300V AC/1 minute
Operating Force	500gf max.
Travel	0.6mm
Operating Life	1,000 cycles
Operating Temp.	-40°C ~ +85°C
Storage Temp.	-40°C ~ +85°C

## CIRCUIT



## PACKAGE

**<Tube>**

DHN(F)-02: 125 pcs  
DHN(F)-04: 75 pcs  
DHN(F)-06: 54 pcs  
DHN(F)-08: 40 pcs  
DHN(F)-10: 33 pcs

**<Tape & Reel>**

DHN: 4000 pcs  
DHNF: 2500 pcs

## HOW TO ORDER

**D H N** □ - □ □ □ - □ - □ - □

Pin Length:  
 □=6.70mm  
 F=8.10mm

Positions:  
 02, 04, 06, 08, 10

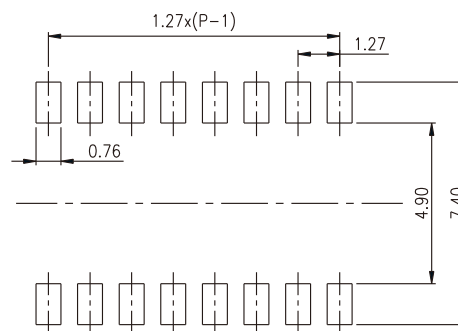
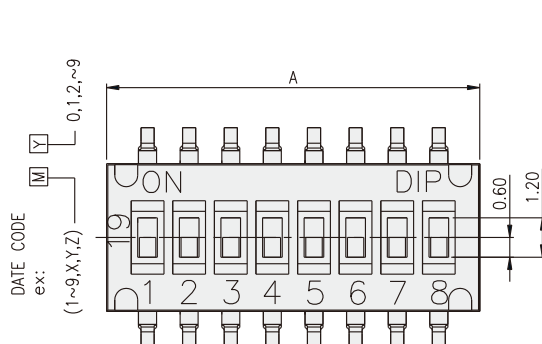
□="ON" Position  
 F="OFF" Position

Package:  
 □=Tube  
 T/R=Tape & Reel

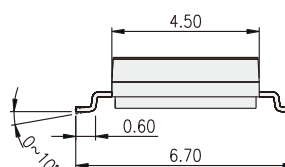
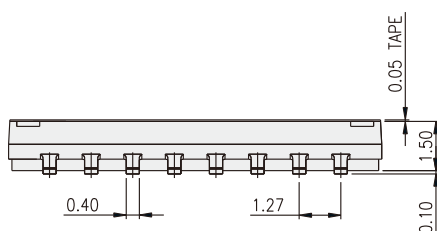
V=RoHS & Lead Free Solderable  
 Q=Halogen Free

□=Regular  
 T=Top Tape Sealed

## DHN



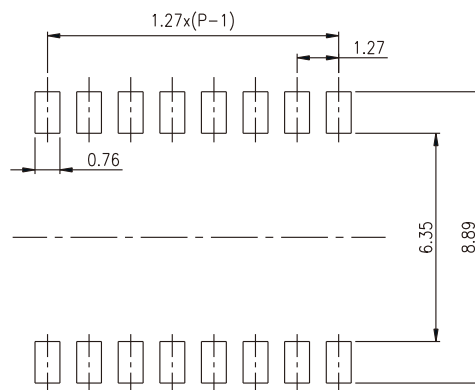
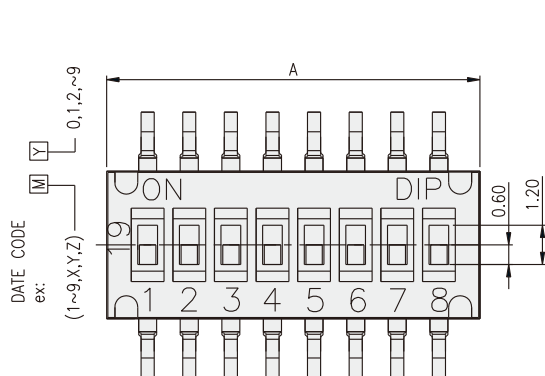
### P.C.B. LAYOUT



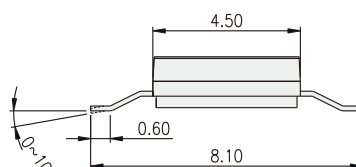
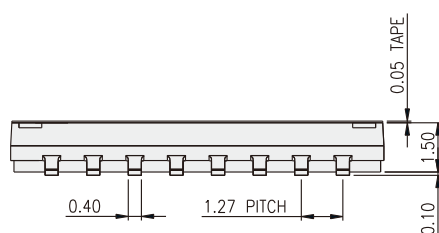
PART NO.	NO.OF POS	DIM A
DHN-02	2	3.77
DHN-04	4	6.31
DHN-06	6	8.85
DHN-08	8	11.39
DHN-10	10	13.93

DHNF


DIP SWITCH



P.C.B. LAYOUT



PART NO.	NO.OF POS	DIM A
DHNF-02	2	3.77
DHNF-04	4	6.31
DHNF-06	6	8.85
DHNF-08	8	11.39
DHNF-10	10	13.93



### FEATURES

- ※Low profile 2.2mm height
- ※Gold contact for high reliability
- ※Top tape type for washing process

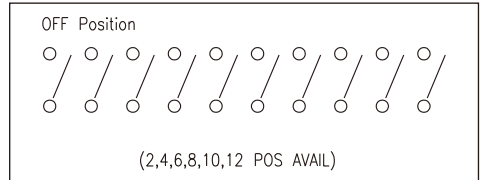
### APPLICATION

- ※Industrial control
- ※Automatic machines control
- ※NB, electronic devices

### SPECIFICATION

Contact Rating	25mA, 24V DC
Contact Resistance	100mΩ max.
Insulation Resistance	100MΩ min. 500V DC
Dielectric Strength	300V AC/1 minute
Operating Force	500gf max.
Travel	0.8mm
Operating Life	1, 000 cycles
Operating Temp.	-40°C ~ +85°C
Storage Temp.	-40°C ~ +85°C

### CIRCUIT

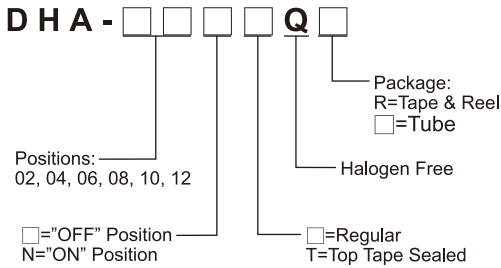


### PACKAGE

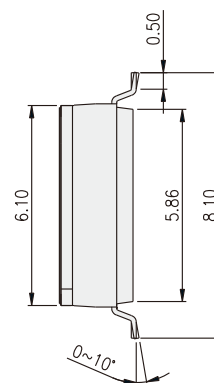
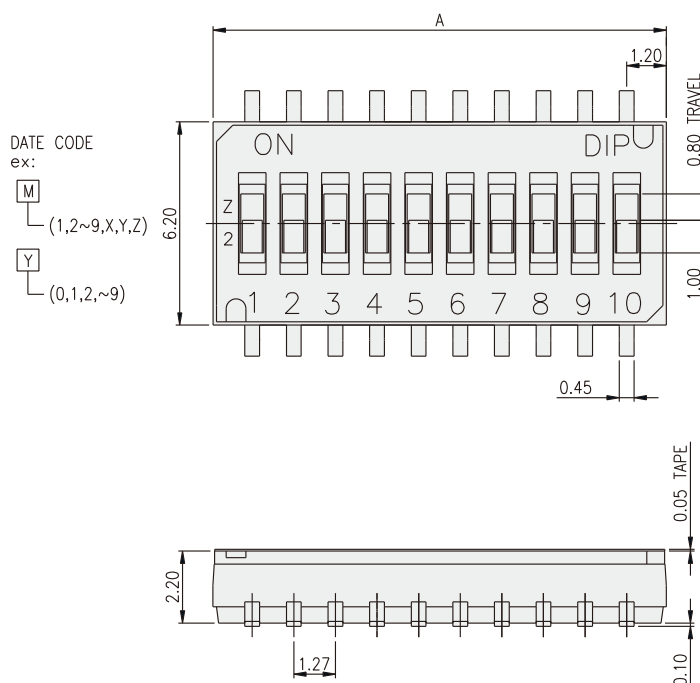
<Tape & Reel>  
1800 pcs

<Tube>  
DHA-02: 125 pcs  
DHA-04: 75 pcs  
DHA-06: 54 pcs  
DHA-08: 40 pcs  
DHA-10: 33 pcs  
DHA-12: 28 pcs

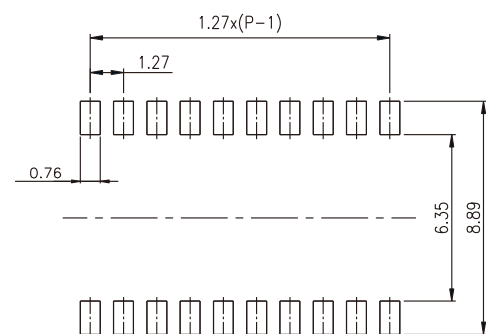
### HOW TO ORDER



### DHA



PART NO.	NO.OF POS	DIM A
DHA-02	2	3.67
DHA-04	4	6.21
DHA-06	6	8.75
DHA-08	8	11.29
DHA-10	10	13.83
DHA-12	12	16.37



P.C.B. LAYOUT

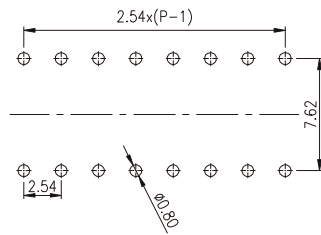
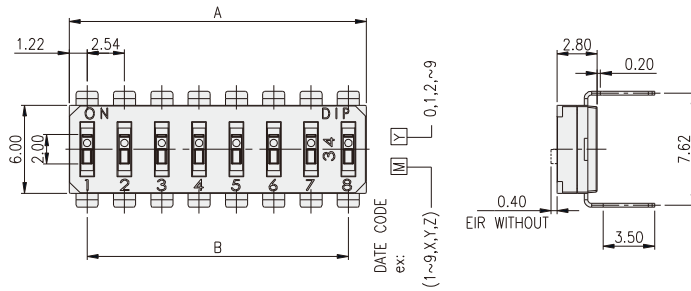


# DIP SWITCH E(M)(I)(S)(J) SERIES

End Stackable /  
SMT & Through Hole Type



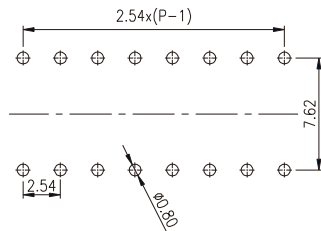
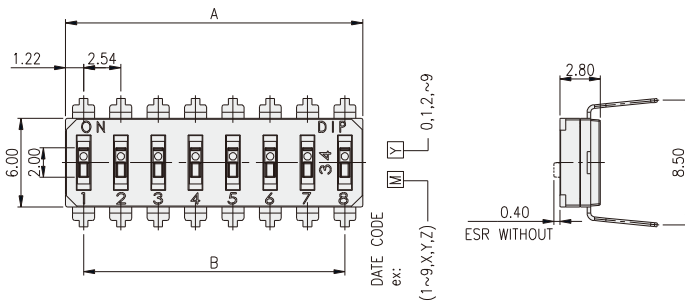
EI(R)



P.C.B. LAYOUT

PART NO.	NO.OF POS.	DIM.A	DIM.B
EI(R)-01	1	2.44	
EI(R)-02	2	4.98	2.54
EI(R)-03	3	7.52	5.08
EI(R)-04	4	10.06	7.62
EI(R)-05	5	12.60	10.16
EI(R)-06	6	15.14	12.70
EI(R)-07	7	17.68	15.24
EI(R)-08	8	20.22	17.78
EI(R)-09	9	22.76	20.32
EI(R)-10	10	25.30	22.86
EI(R)-12	12	30.38	27.94

ES(R)



P.C.B. LAYOUT

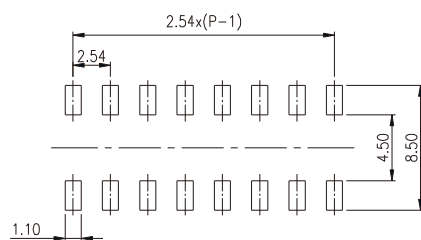
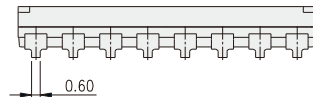
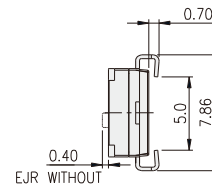
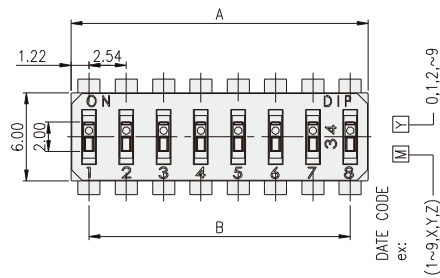
PART NO.	NO.OF POS.	DIM.A	DIM.B
ES(R)-01	1	2.44	
ES(R)-02	2	4.98	2.54
ES(R)-03	3	7.52	5.08
ES(R)-04	4	10.06	7.62
ES(R)-05	5	12.60	10.16
ES(R)-06	6	15.14	12.70
ES(R)-07	7	17.68	15.24
ES(R)-08	8	20.22	17.78
ES(R)-09	9	22.76	20.32
ES(R)-10	10	25.30	22.86
ES(R)-12	12	30.38	27.94

# DIP SWITCH E(M)(I)(S)(J) SERIES

End Stackable /  
SMT & Through Hole Type



EJ(R)




P.C.B. LAYOUT

PART NO.	NO.OF POS.	DIM.A	DIM.B
* EJ(R)-02	2	4.98	2.54
EJ(R)-03	3	7.52	5.08
EJ(R)-04	4	10.06	7.62
* EJ(R)-05	5	12.60	10.16
EJ(R)-06	6	15.14	12.70
* EJ(R)-07	7	17.68	15.24
EJ(R)-08	8	20.22	17.78
EJ(R)-09	9	22.76	20.32
* EJ(R)-10	10	25.30	22.86
* EJ(R)-12	12	30.38	27.94

\*Please consult DIPTRONICS

DIP SWITCH



### FEATURES

- ※Side actuation
- ※Wide stem for easy operation
- ※Gold contact for high reliability

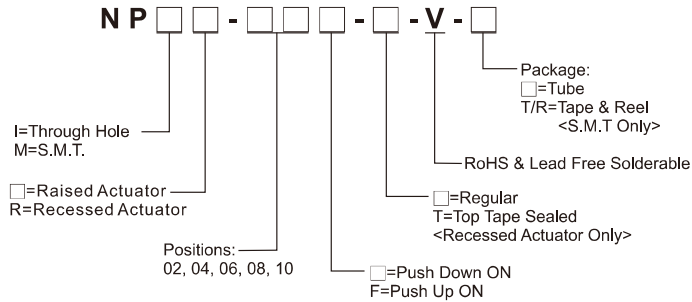
### APPLICATION

- ※Industrial control
- ※Automatic machines control
- ※Telecommunication

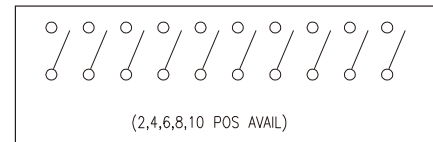
### SPECIFICATION

Contact Rating	25mA, 24V DC
Contact Resistance	100mΩ max.
Insulation Resistance	100MΩ min. 500V DC
Dielectric Strength	500V AC/1 minute
Operating Force	800gf max.
Travel	1mm
Operating Life	2,000 cycles
Operating Temp.	-20°C ~ +85°C
Storage Temp.	-40°C ~ +85°C

### HOW TO ORDER



### CIRCUIT



### PACKAGE

#### <Tube>

NPI(R)/NPM(R)-02: 70 pcs

NPI(R)/NPM(R)-04: 40 pcs

NPI(R)/NPM(R)-06: 28 pcs

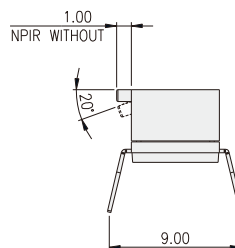
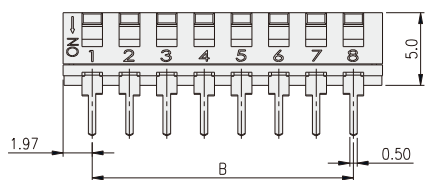
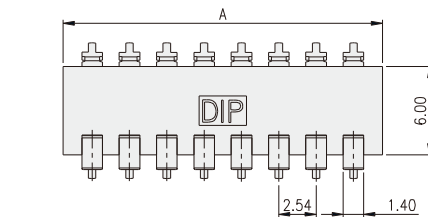
NPI(R)/NPM(R)-08: 20 pcs

NPI(R)/NPM(R)-10: 16 pcs

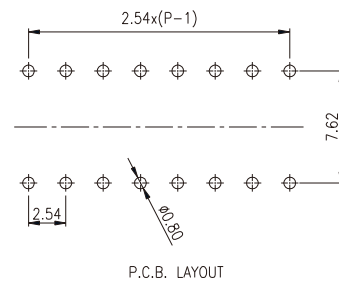
#### <Tape & Reel>

NPM(R)-02, 04, 06, 08, 10: 700 pcs

### NPI

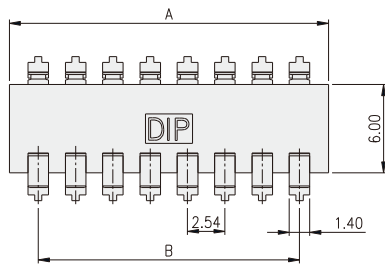


PART NO.	NO.OF POS.	DIM.A	DIM.B
NPI(R)-02	2	6.48	2.54
NPI(R)-04	4	11.56	7.62
NPI(R)-06	6	16.64	12.70
NPI(R)-08	8	21.72	17.78
NPI(R)-10	10	26.80	22.86

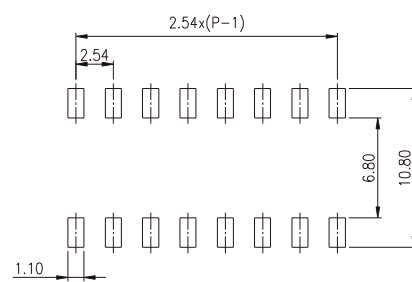
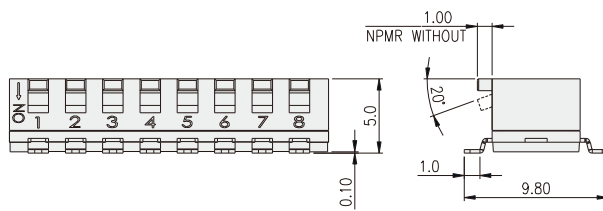




**NPM**




PART NO.	NO. OF POS.	DIM. A	DIM. B
NPM(R)-02	2	6.48	2.54
NPM(R)-04	4	11.56	7.62
NPM(R)-06	6	16.64	12.70
NPM(R)-08	8	21.72	17.78
NPM(R)-10	10	26.80	22.86



P.C.B. LAYOUT

DIP SWITCH



#### FEATURES

- ※Side actuation
- ※End stackable
- ※Through hole or SMT

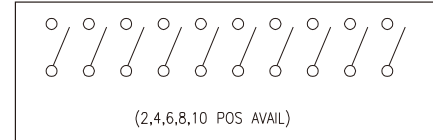
#### APPLICATION

- ※Industrial control
- ※Automatic machines control
- ※Telecommunication

#### SPECIFICATION

Contact Rating	25mA, 24V DC
Contact Resistance	100mΩ max.
Insulation Resistance	100MΩ min. 500V DC
Dielectric Strength	500V AC/1 minute
Operating Force	800gf max.
Travel	1mm
Operating Life	2,000 cycles
Operating Temp.	-20°C ~ +85°C
Storage Temp.	-40°C ~ +85°C

#### CIRCUIT



#### PACKAGE

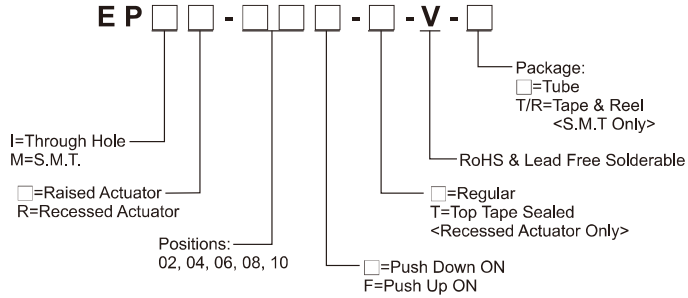
##### <Tube>

EP□(R)-02: 95 pcs  
EP□(R)-04: 47 pcs  
EP□(R)-06: 31 pcs  
EP□(R)-08: 23 pcs  
EP□(R)-10: 18 pcs

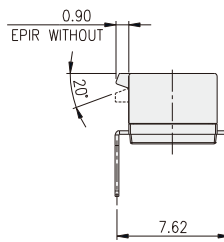
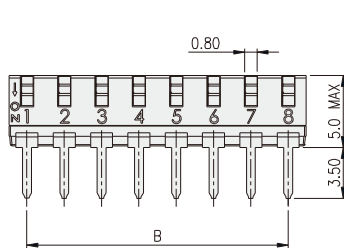
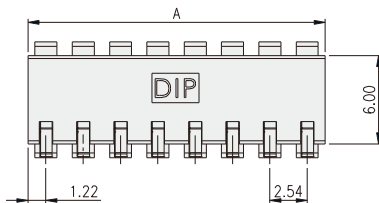
##### <Tape & Reel>

EPM(R): 700 pcs

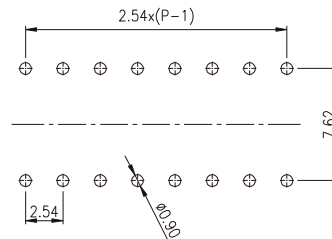
#### HOW TO ORDER



#### EPI(R)

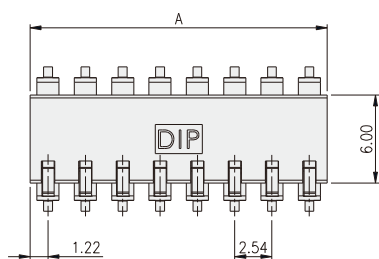


PART NO.	NO.OF POS.	DIM.A	DIM.B
EPI(R)-02	2	4.98	2.54
EPI(R)-04	4	10.06	7.62
EPI(R)-06	6	15.14	12.70
EPI(R)-08	8	20.22	17.78
EPI(R)-10	10	25.30	22.86

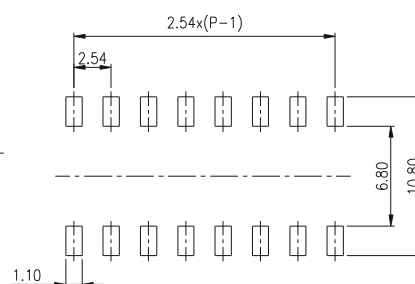
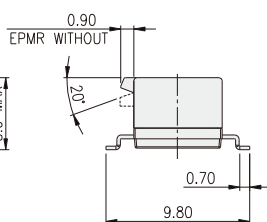
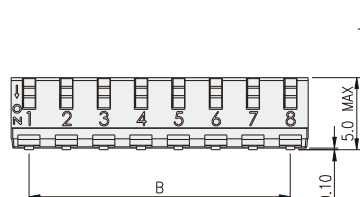


P.C.B. LAYOUT

**EPM(R)**

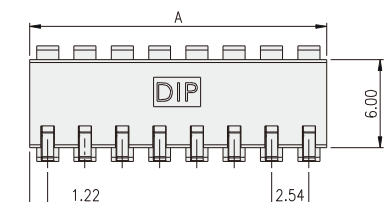


PART NO.	NO.OF POS.	DIM.A	DIM.B
EPM(R)-02	2	4.89	2.54
EPM(R)-04	4	10.06	7.62
EPM(R)-06	6	15.14	12.70
EPM(R)-08	8	20.22	17.78
EPM(R)-10	10	25.30	22.86

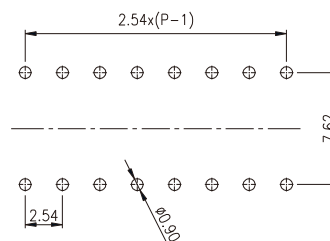
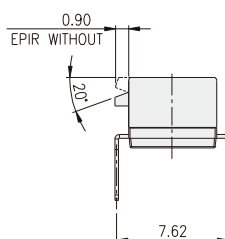
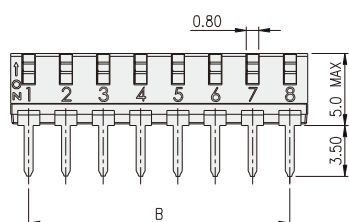


P.C.B. LAYOUT

**EPI(R)-F**



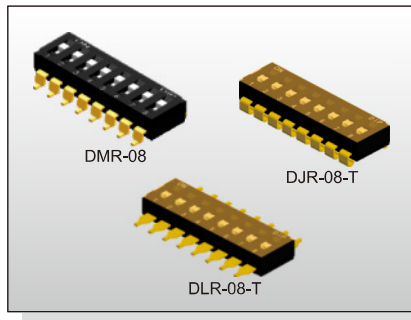
PART NO.	NO.OF POS.	DIM.A	DIM.B
EPI(R)-02F	2	4.89	2.54
EPI(R)-04F	4	10.06	7.62
EPI(R)-06F	6	15.14	12.70
EPI(R)-08F	8	20.22	17.78
EPI(R)-10F	10	25.30	22.86



P.C.B. LAYOUT

# DIP SWITCH D(M)(J)(L) SERIES

## SMT Type



### FEATURES

- ※Low profile for space saving
- ※Gold contact for high reliability
- ※Top tape type for washing process

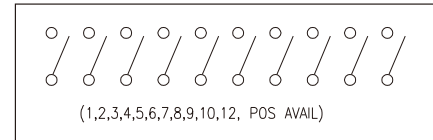
### APPLICATION

- ※Industrial control
- ※Automatic machines control
- ※Telecommunication

### SPECIFICATION

Contact Rating	25mA, 24V DC
Contact Resistance	50mΩ max.
Insulation Resistance	100MΩ min. 500V DC
Dielectric Strength	500V AC/1 minute
Operating Force	1,000gf max.
Travel	1mm
Operating Life	2,000 cycles
Operating Temp.	-20°C ~ +85°C
Storage Temp.	-40°C ~ +85°C

### CIRCUIT



### PACKAGE

#### <Tube>

DM(R), DJ(R):  
01: 130 pcs 02: 76 pcs 03: 55 pcs 04: 42 pcs  
05: 35 pcs 06: 28 pcs 07: 25 pcs 08: 22 pcs  
09: 20 pcs 10: 18 pcs 12: 15 pcs

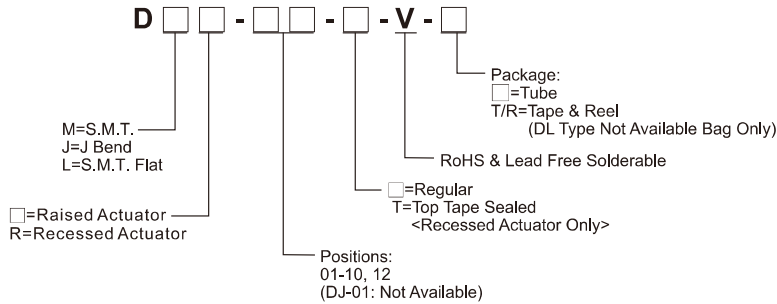
#### <Tape & Reel>

DM(R)-01: 800 pcs  
DMR-02~DMR-12: 900 pcs  
DM-(01)(05)(07): 800 pcs  
DM-(02)(03)(04)(06)(08)(09)(10)(12): 700 pcs  
DJR-(02)(03)(04)(08)(09)(10): 1000 pcs

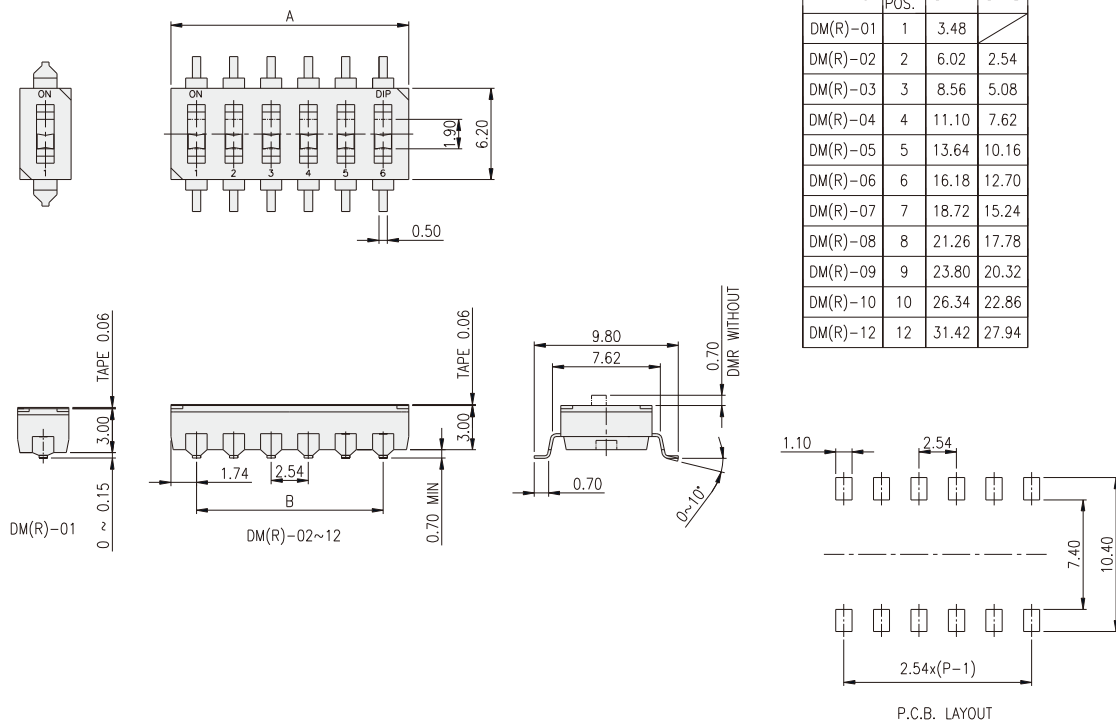
#### <Bag>

DL(R): 1000 pcs

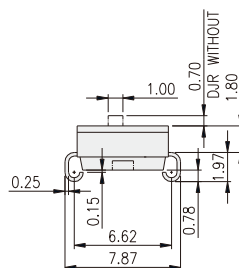
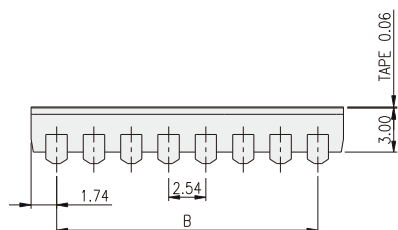
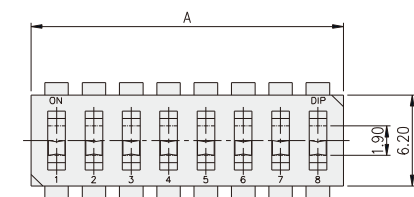
### HOW TO ORDER



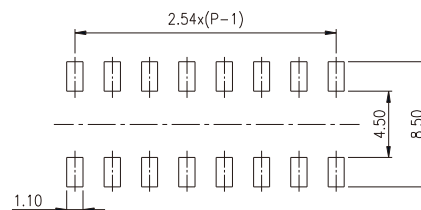
## DM(R)



DJ(R)

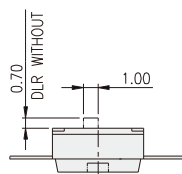
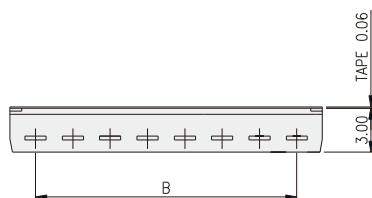
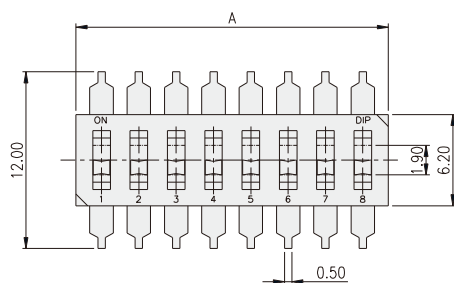


PART NO.	NO.OF POS.	DIM.A	DIM.B
DJ(R)-02	2	6.02	2.54
DJ(R)-03	3	8.56	5.08
DJ(R)-04	4	11.10	7.62
DJ(R)-05	5	13.64	10.16
DJ(R)-06	6	16.18	12.70
DJ(R)-07	7	18.72	15.24
DJ(R)-08	8	21.26	17.78
DJ(R)-09	9	23.80	20.32
DJ(R)-10	10	26.34	22.86
DJ(R)-12	12	31.42	27.94

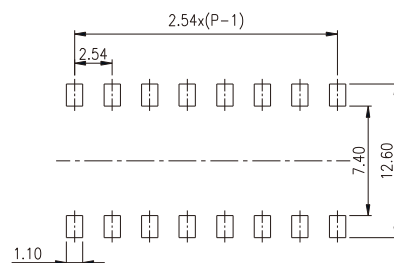


P.C.B. LAYOUT

DL(R)




PART NO.	NO.OF POS.	DIM.A	DIM.B
DL(R)-01	1	3.48	2.54
DL(R)-02	2	6.02	5.08
DL(R)-03	3	8.56	7.62
DL(R)-04	4	11.10	10.16
DL(R)-05	5	13.64	12.70
DL(R)-06	6	16.18	15.24
DL(R)-07	7	18.72	17.78
DL(R)-08	8	21.26	20.32
DL(R)-09	9	23.80	22.86
DL(R)-10	10	26.34	25.40
DL(R)-12	12	31.42	27.94



P.C.B. LAYOUT

# DIP SWITCH NDI SERIES

## Through Hole Type



### FEATURES

- ※Low profile for space saving
- ※Gold contact for high reliability
- ※Top tape type for washing process

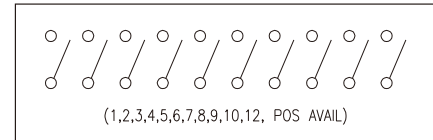
### APPLICATION

- ※Industrial control
- ※Automatic machines control
- ※Telecommunication

### SPECIFICATION

Contact Rating	25mA, 24V DC
Contact Resistance	50mΩ max.
Insulation Resistance	100MΩ min. 500V DC
Dielectric Strength	500V AC/1 minute
Operating Force	1,000gf max.
Travel	1mm
Operating Life	2,000 cycles
Operating Temp.	-20°C ~ +85°C
Storage Temp.	-40°C ~ +85°C

### CIRCUIT

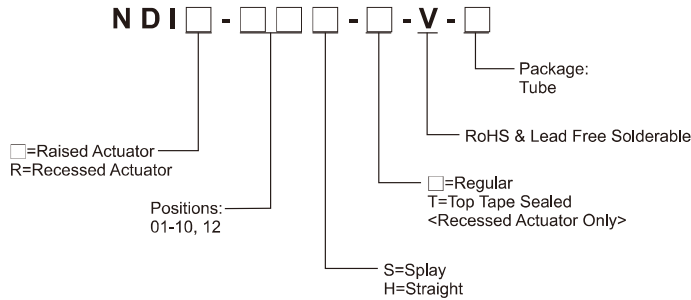


### PACKAGE

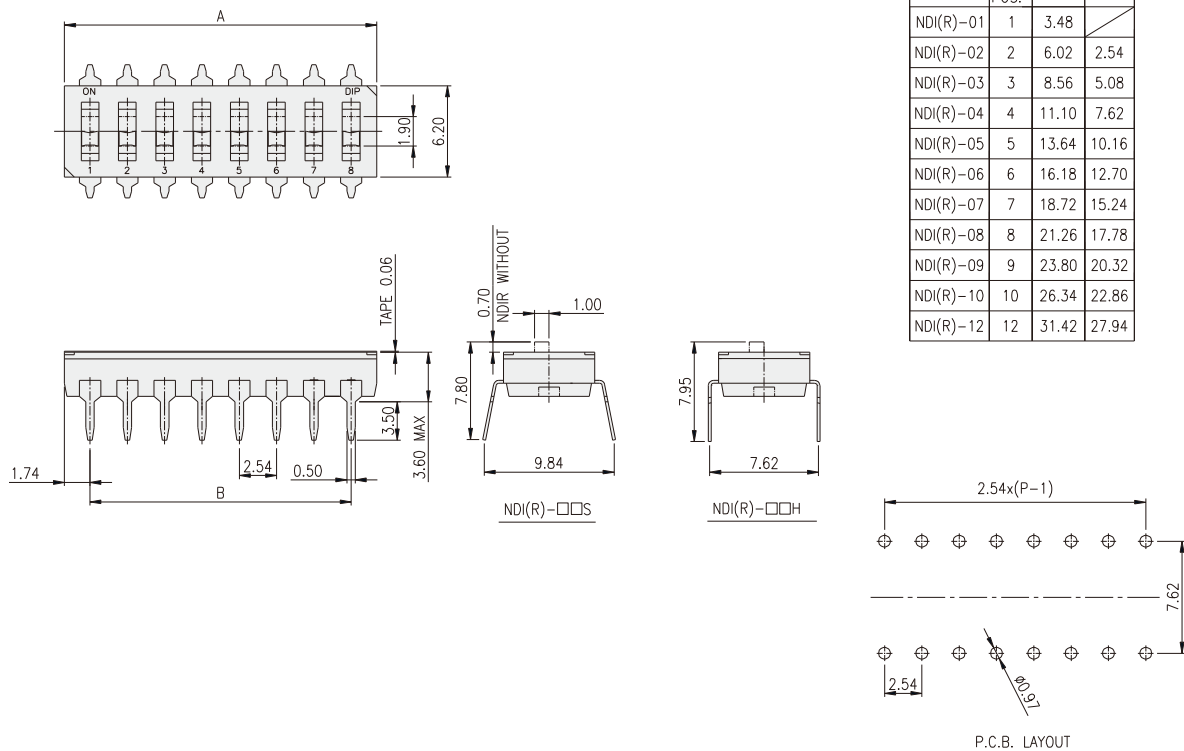
#### <Tube>

- NDI(R)-01: 130 pcs
- NDI(R)-02: 76 pcs
- NDI(R)-03: 55 pcs
- NDI(R)-04: 42 pcs
- NDI(R)-05: 35 pcs
- NDI(R)-06: 28 pcs
- NDI(R)-07: 25 pcs
- NDI(R)-08: 22 pcs
- NDI(R)-09: 20 pcs
- NDI(R)-10: 18 pcs
- NDI(R)-12: 15 pcs

### HOW TO ORDER




### NDI(R)



# DIP SWITCH NDS SERIES

## Slide Type



### FEATURES

- ※Both ON/OFF position applicable for soldering process.
- ※Gold contact for high reliability
- ※Red, blue, and black color options.

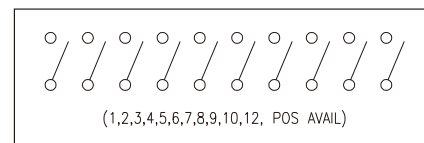
### APPLICATION

- ※Industrial control
- ※Computers and peripherals
- ※Variety of function controls

### SPECIFICATION

Contact Rating	25mA, 24V DC
Contact Resistance	50mΩ max.
Insulation Resistance	100MΩ min. 500V DC
Dielectric Strength	500V AC/1 minute
Operating Force	1,000gf max.
Travel	2mm
Operating Life	2,000 cycles
Operating Temp.	-40°C ~ +85°C
Storage Temp.	-40°C ~ +85°C

### CIRCUIT

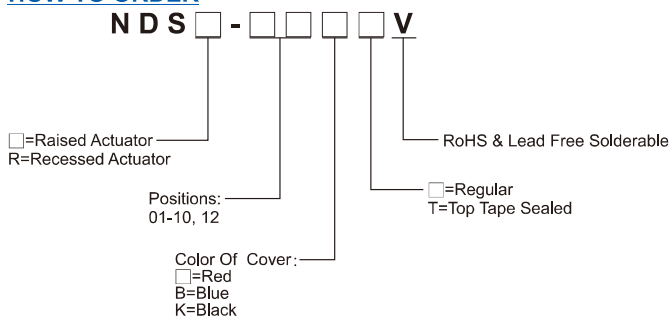


### PACKAGE

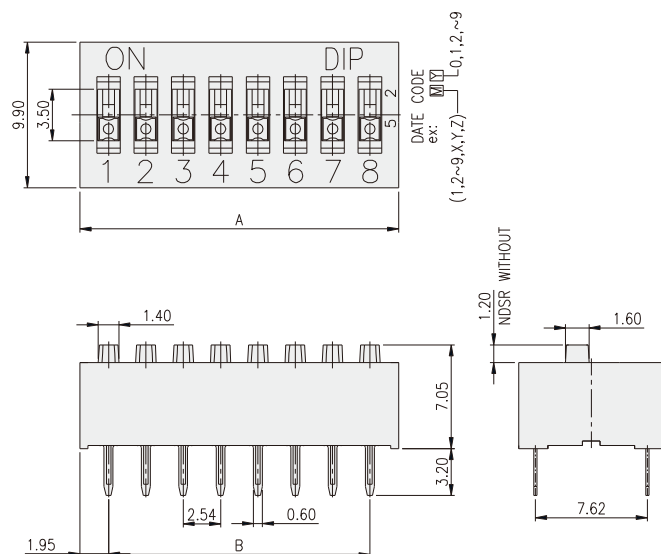
#### <Tube>

NDS(R)-01: 120 pcs	NDS(R)-01T: 110 pcs
NDS(R)-02: 72 pcs	NDS(R)-02T: 70 pcs
NDS(R)-03: 51 pcs	NDS(R)-03T: 50 pcs
NDS(R)-04: 40 pcs	NDS(R)-04T: 39 pcs
NDS(R)-05: 32 pcs	NDS(R)-05T: 32 pcs
NDS(R)-06: 27 pcs	NDS(R)-06T: 27 pcs
NDS(R)-07: 24 pcs	NDS(R)-07T: 24 pcs
NDS(R)-08: 21 pcs	NDS(R)-08T: 21 pcs
NDS(R)-09: 19 pcs	NDS(R)-09T: 19 pcs
NDS(R)-10: 17 pcs	NDS(R)-10T: 17 pcs
NDS(R)-12: 14 pcs	NDS(R)-12T: 14 pcs

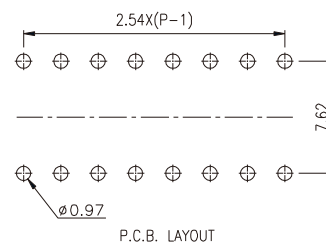
### HOW TO ORDER




## NDS(R)



PART NO.	NO.OF POS.	DIM.A	DIM.B
NDS(R)-01	1	3.90	
NDS(R)-02	2	6.44	2.54
NDS(R)-03	3	8.98	5.08
NDS(R)-04	4	11.52	7.62
NDS(R)-05	5	14.06	10.16
NDS(R)-06	6	16.60	12.70
NDS(R)-07	7	19.14	15.24
NDS(R)-08	8	21.68	17.78
NDS(R)-09	9	24.22	20.32
NDS(R)-10	10	26.76	22.86
NDS(R)-12	12	31.84	27.94





### FEATURES

- ※Side actuation
- ※Gold contact for high reliability
- ※Red, blue, and black color options.

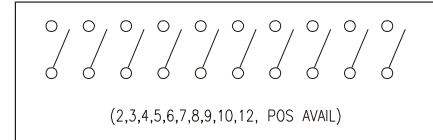
### APPLICATION

- ※Industrial control
- ※Computers and peripherals
- ※Variety of function controls

### SPECIFICATION

Contact Rating	25mA, 24V DC
Contact Resistance	50mΩ max.
Insulation Resistance	100MΩ min. 500V DC
Dielectric Strength	500V AC/1 minute
Operating Force	400gf max.
Travel	25°
Operating Life	2,000 cycles
Operating Temp.	-40°C ~ +85°C
Storage Temp.	-40°C ~ +85°C

### CIRCUIT

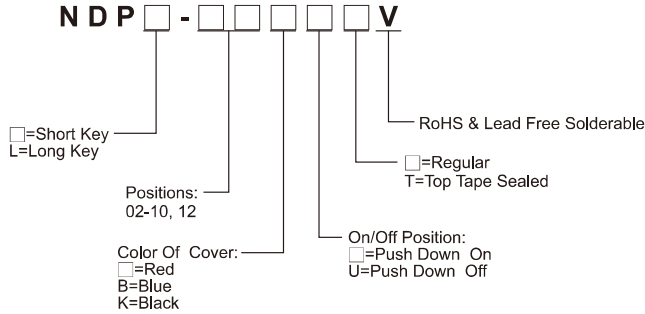


### PACKAGE

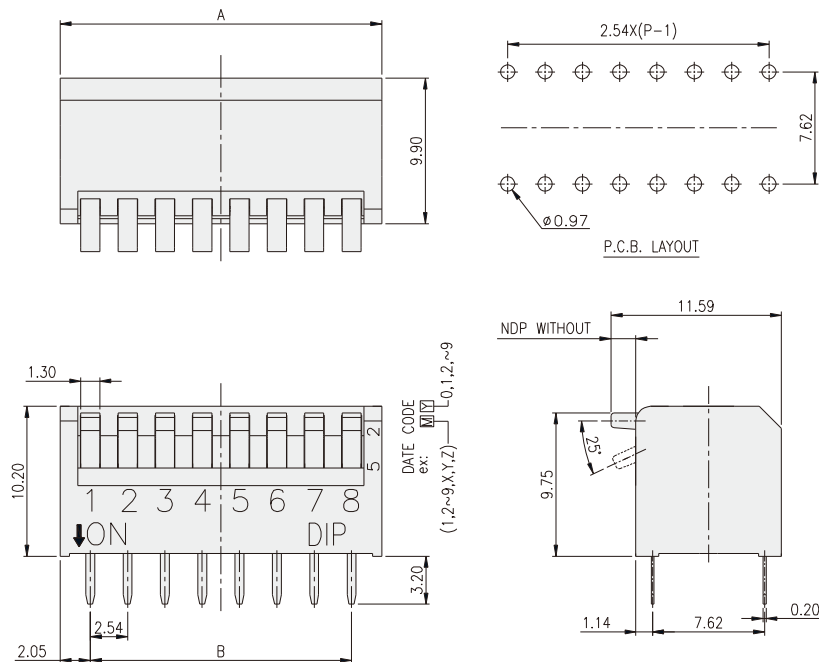
#### <Tube>

NDP(L)-02: 70 pcs	NDP(L)-02T: 65 pcs
NDP(L)-03: 50 pcs	NDP(L)-03T: 49 pcs
NDP(L)-04: 39 pcs	NDP(L)-04T: 39 pcs
NDP(L)-05: 32 pcs	NDP(L)-05T: 32 pcs
NDP(L)-06: 27 pcs	NDP(L)-06T: 27 pcs
NDP(L)-07: 24 pcs	NDP(L)-07T: 24 pcs
NDP(L)-08: 21 pcs	NDP(L)-08T: 21 pcs
NDP(L)-09: 19 pcs	NDP(L)-09T: 19 pcs
NDP(L)-10: 17 pcs	NDP(L)-10T: 17 pcs
NDP(L)-12: 14 pcs	NDP(L)-12T: 14 pcs

### HOW TO ORDER



### NDP(L)

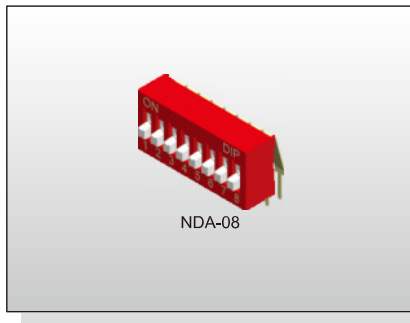


PART NO.	NO. OF POS.	DIM.A	DIM.B
NDP(L)-02	2	6.64	2.54
NDP(L)-03	3	9.18	5.08
NDP(L)-04	4	11.72	7.62
NDP(L)-05	5	14.26	10.16
NDP(L)-06	6	16.80	12.70
NDP(L)-07	7	19.34	15.24
NDP(L)-08	8	21.88	17.78
NDP(L)-09	9	24.42	20.32
NDP(L)-10	10	26.96	22.86
NDP(L)-12	12	32.04	27.94



# DIP SWITCH NDA SERIES

Right Angle Type



## FEATURES

- ※ Side actuation
- ※ Gold contact for high reliability
- ※ Red, blue, and black color options.

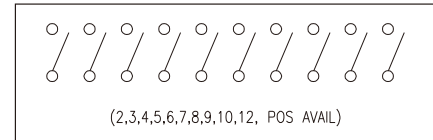
## APPLICATION

- ※ Industrial control
- ※ Computers and peripherals
- ※ Variety of function controls

## SPECIFICATION

Contact Rating	25mA, 24V DC
Contact Resistance	50mΩ max.
Insulation Resistance	100MΩ min. 500V DC
Dielectric Strength	500V AC/1 minute
Operating Force	1,000gf max.
Travel	2mm
Operating Life	2,000 cycles
Operating Temp.	-40°C ~ +85°C
Storage Temp.	-40°C ~ +85°C

## CIRCUIT



## PACKAGE

### <Tube>

NDA-02: 73pcs	NDA-02T: 70 pcs
NDA-03: 52pcs	NDA-03T: 50 pcs
NDA-04: 40pcs	NDA-04T: 39 pcs
NDA-05: 33pcs	NDA-05T: 32 pcs
NDA-06: 28pcs	NDA-06T: 28 pcs
NDA-07: 24pcs	NDA-07T: 24 pcs
NDA-08: 21pcs	NDA-08T: 21 pcs
NDA-09: 19pcs	NDA-09T: 19 pcs
NDA-10: 17pcs	NDA-10T: 17 pcs
NDA-12: 14pcs	NDA-12T: 14 pcs

## HOW TO ORDER

NDA - ☐ ☐ ☐ ☐ V

Positions:  
02-10, 12

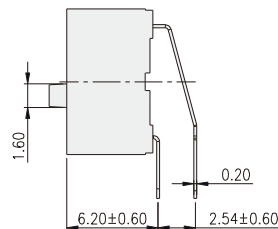
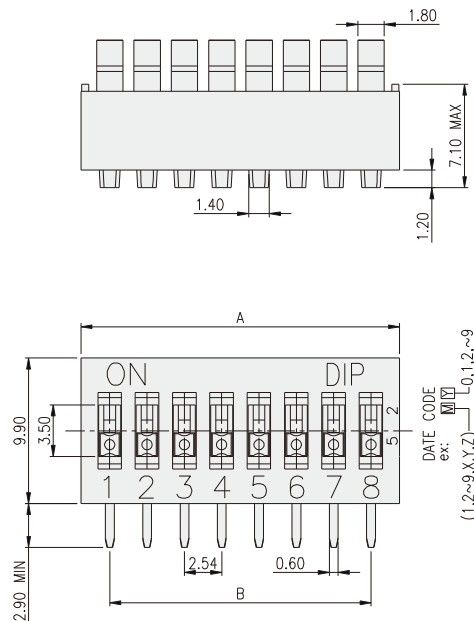
RoHS & Lead Free Solderable

Color Of Cover:

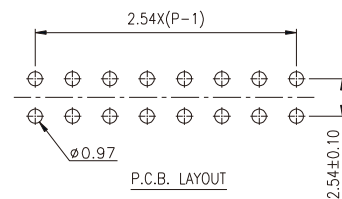
☐=Red  
B=Blue  
K=Black

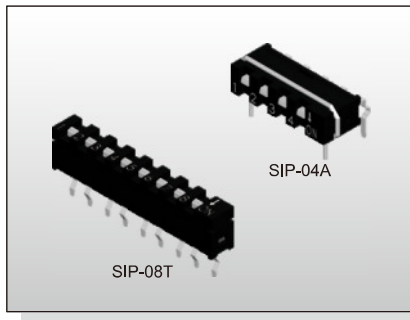
☐=Regular  
T=Top Tape Sealed

## NDA



PART NO.	NO.OF POS.	DIM.A	DIM.B
NDA-02	2	6.44	2.54
NDA-03	3	8.98	5.08
NDA-04	4	11.52	7.62
NDA-05	5	14.06	10.16
NDA-06	6	16.60	12.70
NDA-07	7	19.14	15.24
NDA-08	8	21.68	17.78
NDA-09	9	24.22	20.32
NDA-10	10	26.76	22.86
NDA-12	12	31.84	27.94





### FEATURES

- ※Single In-line Packaging saves PCB space
- ※Available in vertical or right angle models

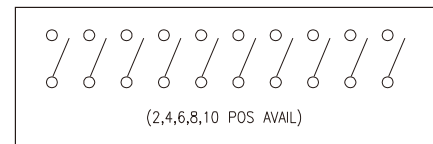
### APPLICATION

- ※Industrial control
- ※Computers and peripherals
- ※Variety of function controls

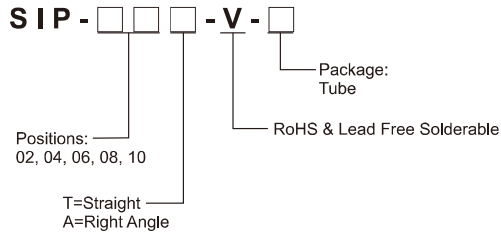
### SPECIFICATION

Contact Rating	10mA, 5V DC
Contact Resistance	100mΩ max.
Insulation Resistance	100MΩ min. 500V DC
Dielectric Strength	300V AC/1 minute
Operating Force	800gf max.
Operating Life	500 cycles
Operating Temp.	-30°C ~ +80°C
Storage Temp.	-30°C ~ +80°C

### CIRCUIT



### HOW TO ORDER

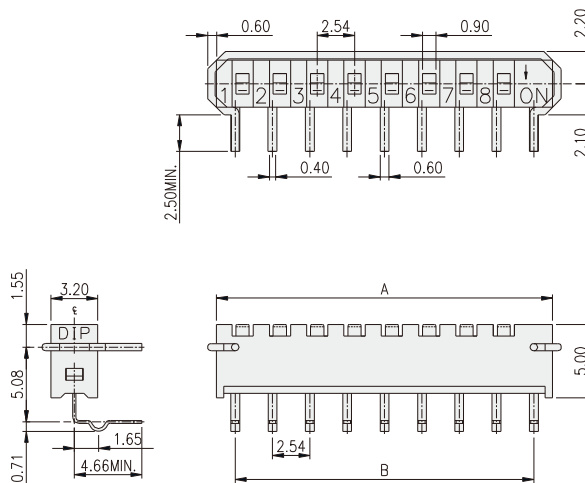


### PACKAGE

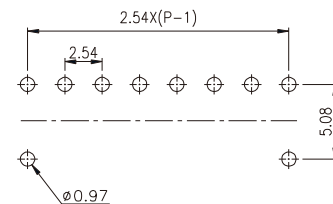
#### <Tube>

SIP-02A: 56 pcs	SIP-02T: 61 pcs
SIP-04A: 35 pcs	SIP-04T: 37 pcs
SIP-06A: 25 pcs	SIP-06T: 26 pcs
SIP-08A: 20 pcs	SIP-08T: 20 pcs
SIP-10A: 16 pcs	SIP-10T: 17 pcs

### SIP-A



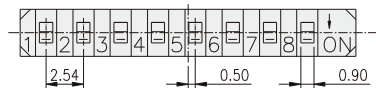
PART NO.	NO.OF POS.	DIM.A	DIM.B
SIP-02	2	7.62	5.08
SIP-04	4	12.70	10.16
SIP-06	6	17.78	15.24
SIP-08	8	22.86	20.32
SIP-10	10	27.94	25.40



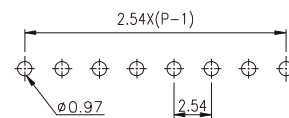
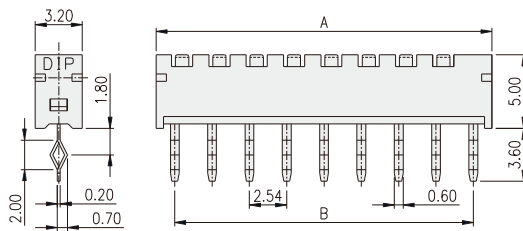
P.C.B. LAYOUT

SIP-T


DIP SWITCH



PART NO.	NO.OF POS.	DIM.A	DIM.B
SIP-02	2	7.62	5.08
SIP-04	4	12.70	10.16
SIP-06	6	17.78	15.24
SIP-08	8	22.86	20.32
SIP-10	10	27.94	25.40



P.C.B. LAYOUT



### FEATURES

- ※3-state setting
- ※Low profile for space saving

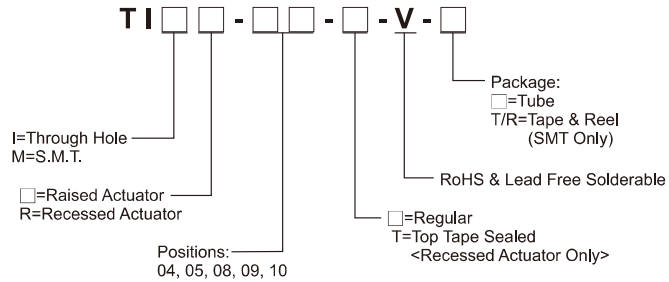
### APPLICATION

- ※Remote control
- ※Home automation
- ※Telecommunication

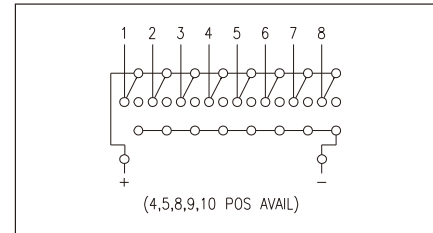
### SPECIFICATION

Contact Rating	25mA, 24V DC
Contact Resistance	100mΩ max.
Insulation Resistance	100MΩ min. 500V DC
Dielectric Strength	500V AC/1 minute
Operating Force	1,000gf max.
Travel	0.8mm
Operating Life	2,000 cycles
Operating Temp.	-20°C ~ +85°C
Storage Temp.	-40°C ~ +85°C

### HOW TO ORDER



### CIRCUIT



### PACKAGE

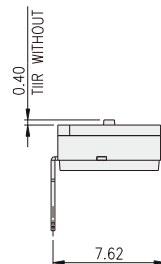
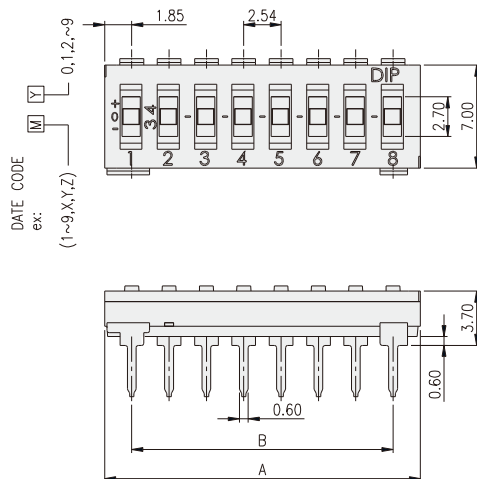
#### <Tube>

- TI(R)/TIM(R)-04: 41 pcs
- TI(R)/TIM(R)-05: 34 pcs
- TI(R)/TIM(R)-08: 22 pcs
- TI(R)/TIM(R)-09: 20 pcs
- TI(R)/TIM(R)-10: 18 pcs

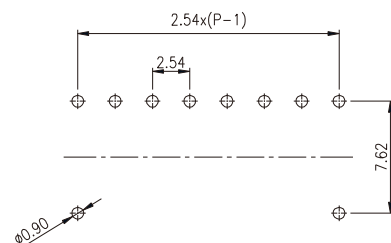
#### <Tape & Reel>

- TIM(R): 900 pcs

## TI(R)

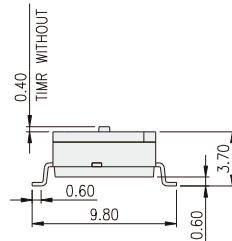
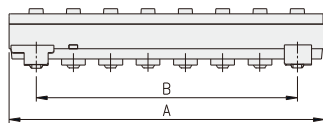
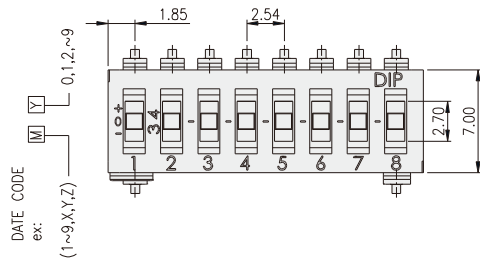


PART NO.	NO.OF POS.	DIM.A	DIM.B
TI(R)-04	4	11.32	7.62
TI(R)-05	5	13.86	10.16
TI(R)-08	8	21.48	17.78
TI(R)-09	9	24.02	20.32
TI(R)-10	10	26.56	22.86

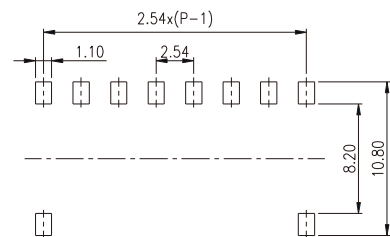


P.C.B. LAYOUT


**TIM(R)**



PART NO.	NO.OF POS.	DIM.A	DIM.B
TIM(R)-04	4	11.32	7.62
TIM(R)-05	5	13.86	10.16
TIM(R)-08	8	21.48	17.78
TIM(R)-09	9	24.02	20.32
TIM(R)-10	10	26.56	22.86



P.C.B. LAYOUT



TDS-08

### FEATURES

- ※3-state setting

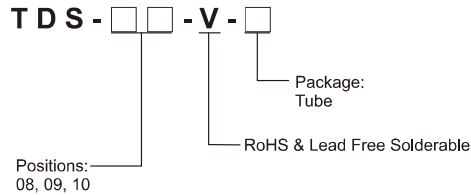
### APPLICATION

- ※Remote control
- ※Home automation
- ※Telecommunication

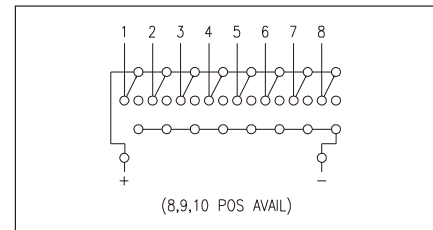
### SPECIFICATION

Contact Rating	25mA, 24V DC
Contact Resistance	100mΩ max.
Insulation Resistance	100MΩ min. 500V DC
Dielectric Strength	500V AC/1 minute
Operating Force	1,000gf max.
Travel	1mm
Operating Life	2,000 cycles
Operating Temp.	-20°C ~ +70°C
Storage Temp.	-40°C ~ +85°C

### HOW TO ORDER



### CIRCUIT



### PACKAGE

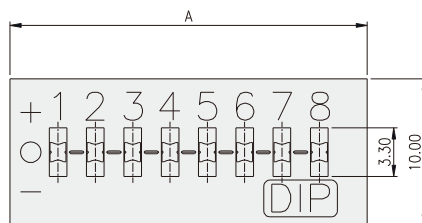
#### <Tube>

TDS-08: 19 pcs

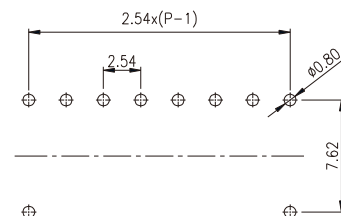
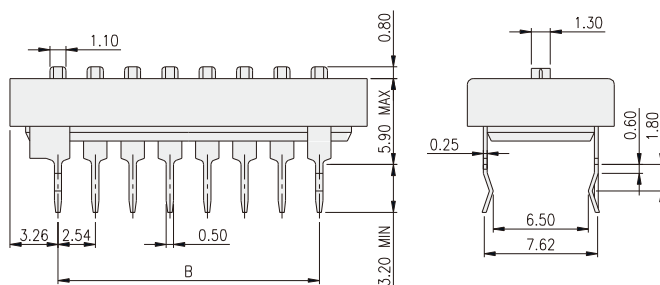
TDS-09: 17 pcs

TDS-10: 16 pcs

### TDS



PART NO.	NO.OF POS.	DIM.A	DIM.B
TDS-08	8	24.30	17.78
TDS-09	9	26.84	20.32
TDS-10	10	29.38	22.86



P.C.B. LAYOUT